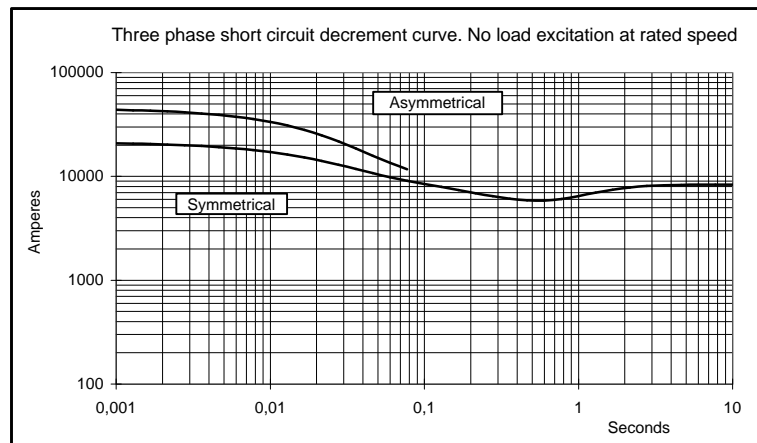
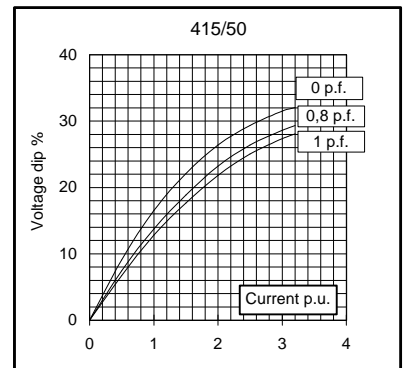
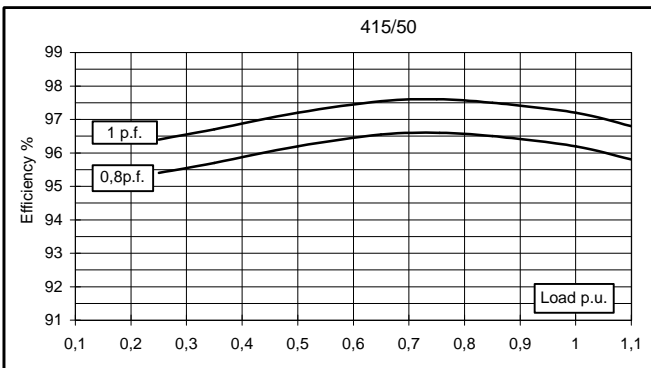
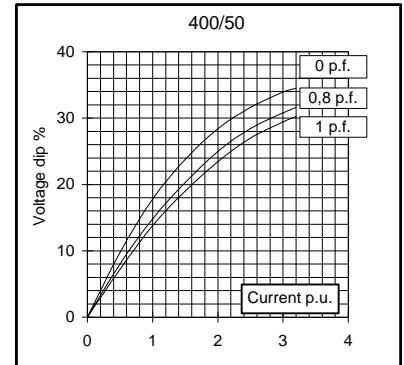
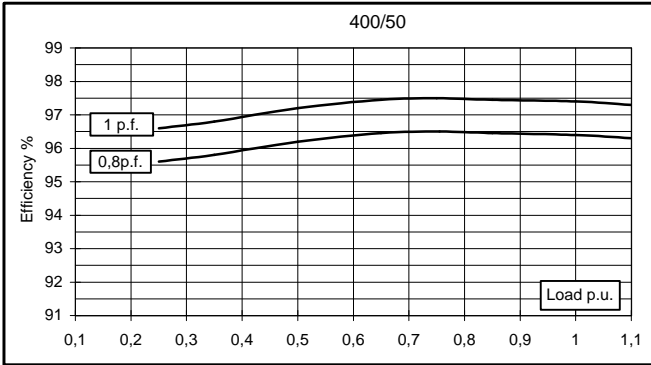
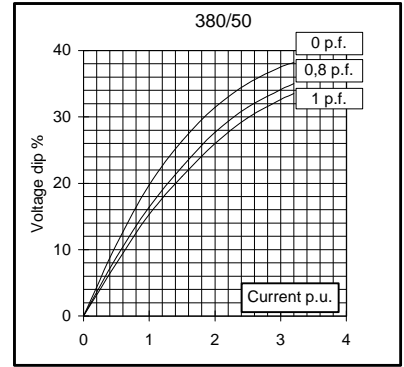
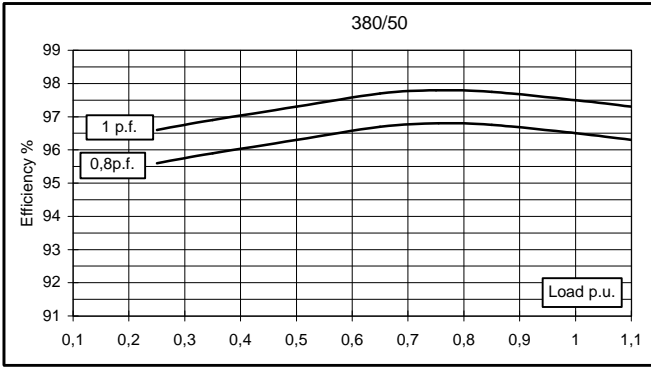


| Electrical Characteristics | | | | | | | | | | |
|--------------------------------------|---------------------|---|---|--------|--------|-----|----------------|--------|--------|--------|
| Frequency | Hz | 50 | | | | 60 | | | | |
| Voltage (parallel star) | V | 380 | 400 | 415 | 440 | 415 | 440 | 460 | 480 | |
| Rated power class H | kVA | 1800 | 1800 | 1800 | / | / | 2050 | 2160 | 2160 | |
| | kW | 1440 | 1440 | 1440 | / | / | 1640 | 1728 | 1728 | |
| Rated power class F | kVA | 1600 | 1600 | 1600 | / | / | 1820 | 1920 | 1920 | |
| | kW | 1280 | 1280 | 1280 | / | / | 1456 | 1536 | 1536 | |
| Regulation with UVR6 | | ±1% with any power factor and speed variations between -5% +30% | | | | | | | | |
| Insulation class | | H | | | | | | | | |
| Execution | | Brushless | | | | | | | | |
| Stator winding | | 12 ends | | | | | | | | |
| Rotor | | with damping cage | | | | | | | | |
| Efficiencies class H | 4/4 | % | 96,5 | 96,4 | 96,2 | / | / | 96,5 | 96,7 | 96,6 |
| (see graph. for details) | 3/4 | % | 96,8 | 96,5 | 96,6 | / | / | 96,6 | 97 | 96,7 |
| | 2/4 | % | 96,3 | 96,2 | 96,2 | / | / | 96,3 | 96,5 | 96,4 |
| | 1/4 | % | 95,6 | 95,6 | 95,4 | / | / | 95,6 | 95,8 | 95,8 |
| Reactances (f. l.cl. F) | Xd | % | 410,0 | 370 | 343,7 | / | / | 417,4 | 402,9 | 370 |
| | Xd' | % | 27,6 | 24,9 | 23,1 | / | / | 28,09 | 27,1 | 24,9 |
| | Xd'' | % | 13,5 | 12,2 | 11,3 | / | / | 13,76 | 13,3 | 12,2 |
| | Xq | % | 181,7 | 164 | 152,4 | / | / | 185,0 | 178,6 | 164 |
| | Xq' | % | 181,7 | 164 | 152,4 | / | / | 185,0 | 178,6 | 164 |
| | Xq'' | % | 30,8 | 27,8 | 26 | / | / | 31,4 | 30,3 | 27,8 |
| | X ₂ | % | 19,3 | 17,4 | 16,2 | / | / | 19,63 | 18,9 | 17,4 |
| | X ₀ | % | 4,3 | 3,9 | 4 | / | / | 4,40 | 4,2 | 3,9 |
| Short Circuit Ratio | Kcc | | 0,36 | 0,38 | 0,42 | / | / | 0,34 | 0,36 | 0,38 |
| Time Constants | Td' | sec. | 0,258 | | | | | | | |
| | Td'' | sec. | 0,023 | | | | | | | |
| | Tdo' | sec. | 10,40 | | | | | | | |
| | Tα | sec. | 0,029 | | | | | | | |
| Short Circuit Current Capacity | | % | >300 | | | | >350 | | | |
| Excitation at no load | Amp. | | 0,7 | 0,75 | 0,8 | / | / | 0,6 | 0,65 | 0,7 |
| Excitation at full load | Amp. | | 2,9 | 3 | 3,1 | / | / | 2,85 | 2,9 | 3 |
| Overload (long-term) | | % | 1 hour in a 6 hours period 110% rated load | | | | | | | |
| Overload per 20 sec. | | % | 300 | | | | | | | |
| Stator Winding Resistance (20°C) | Ω | | 0,0039 | | | | | | | |
| Rotor Winding Resistance (20°C) | Ω | | 3,500 | | | | | | | |
| Exciter Resistance (20 °C) | Ω | | Rotor : 0,120 | | | | Stator : 12,90 | | | |
| Heat dissipation at f.l.cl.H | W | | 52.228 | 53.776 | 56.881 | / | / | 59.482 | 58.970 | 60.820 |
| Telephone Interference | | | FHT < 2% | | | | TIF < 40 | | | |
| Radio interference | | | EN50081-1, EN50082-1, VDE0875K. For others standards apply to factory | | | | | | | |
| Waveform Distors.(THD) at f. load | LL/LN % | | 3,4 / 3,3 | | | | | | | |
| Waveform Distors.(THD) at no load | LL/LN % | | 2,9 / 2,8 | | | | | | | |
| Mechanical characteristics | | | | | | | | | | |
| Protection | | | IP 21 (other protection on request) | | | | | | | |
| DE bearing | | | NU2230 | | | | | | | |
| NDE bearing | | | 6324 | | | | | | | |
| Weight of wound stator assembly | kg | | 1366 | | | | | | | |
| Weight of wound rotor assembly | kg | | 845 | | | | | | | |
| Weight of complete generator | kg | | 3440 | | | | | | | |
| Maximun overspeed | rpm | | 2250 | | | | | | | |
| Unbalanced magnetic pull at f.l.cl.F | kN/mm | | 6,5 | | | | | | | |
| Cooling air requirement | m ³ /min | | 135 | | | | 162 | | | |
| Inertia Constant (H) | sec. | | 0,323 | | | | 0,387 | | | |
| Noise level at 1m/7m | dB(A) | | 97 / 86 | | | | 100 / 91 | | | |

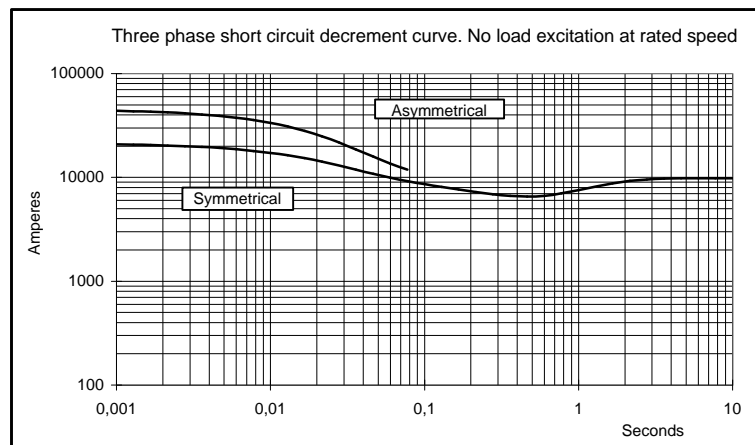
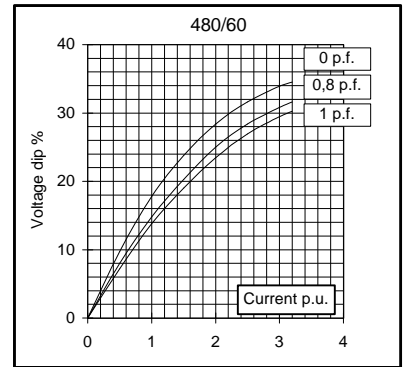
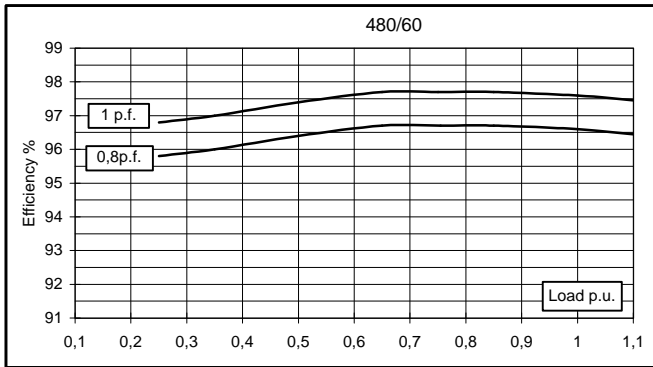
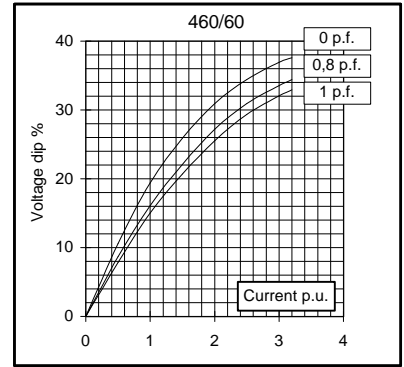
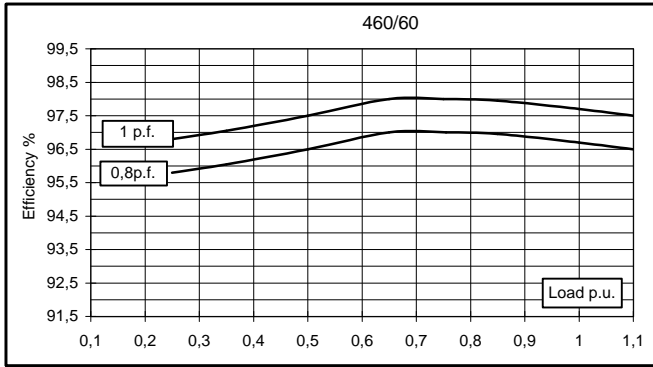
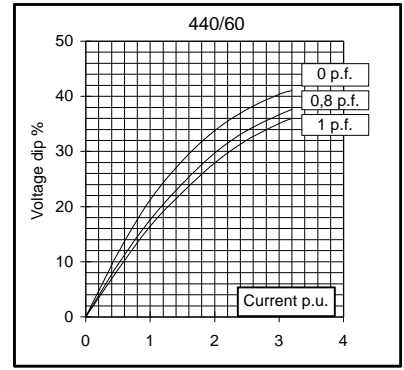
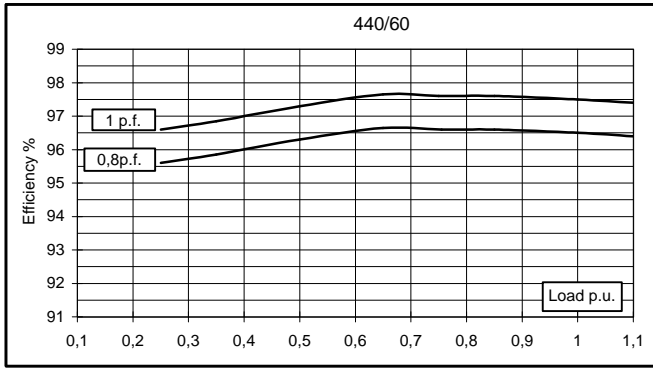
All technical data are to be considered as a reference and they can be modified without any notice.

This document is a propriety of Mecc Alte S.p.A.. All rights reserved.

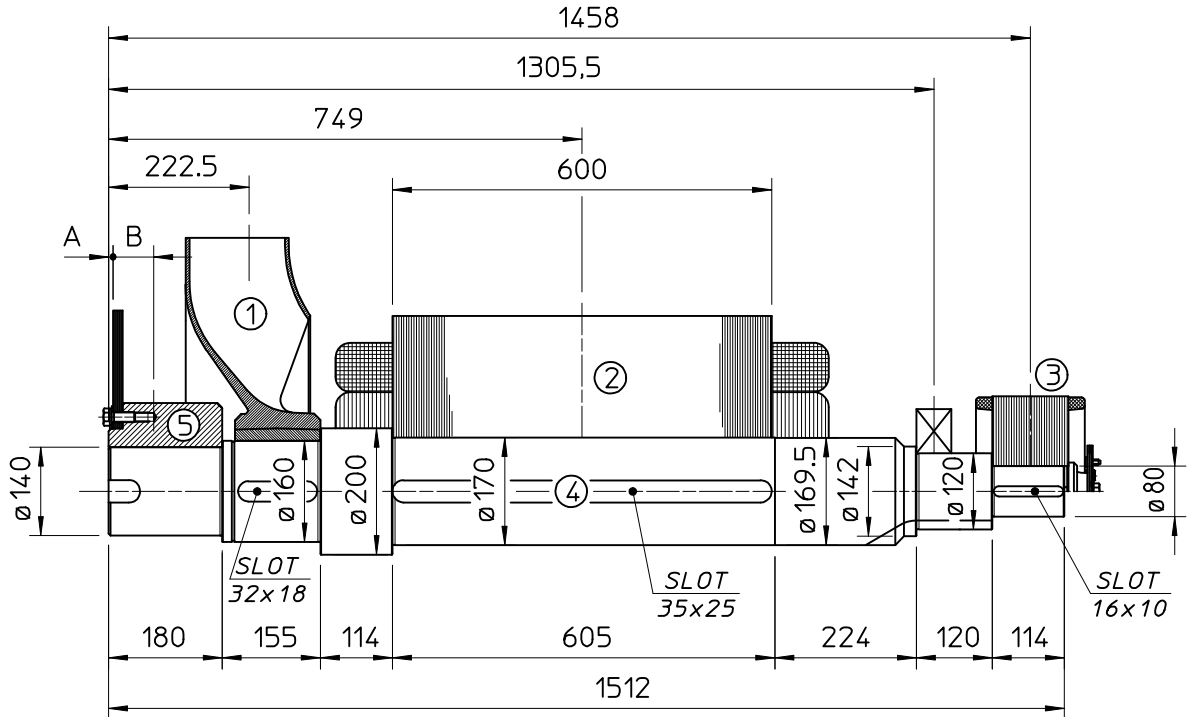
50 Hz



60 Hz



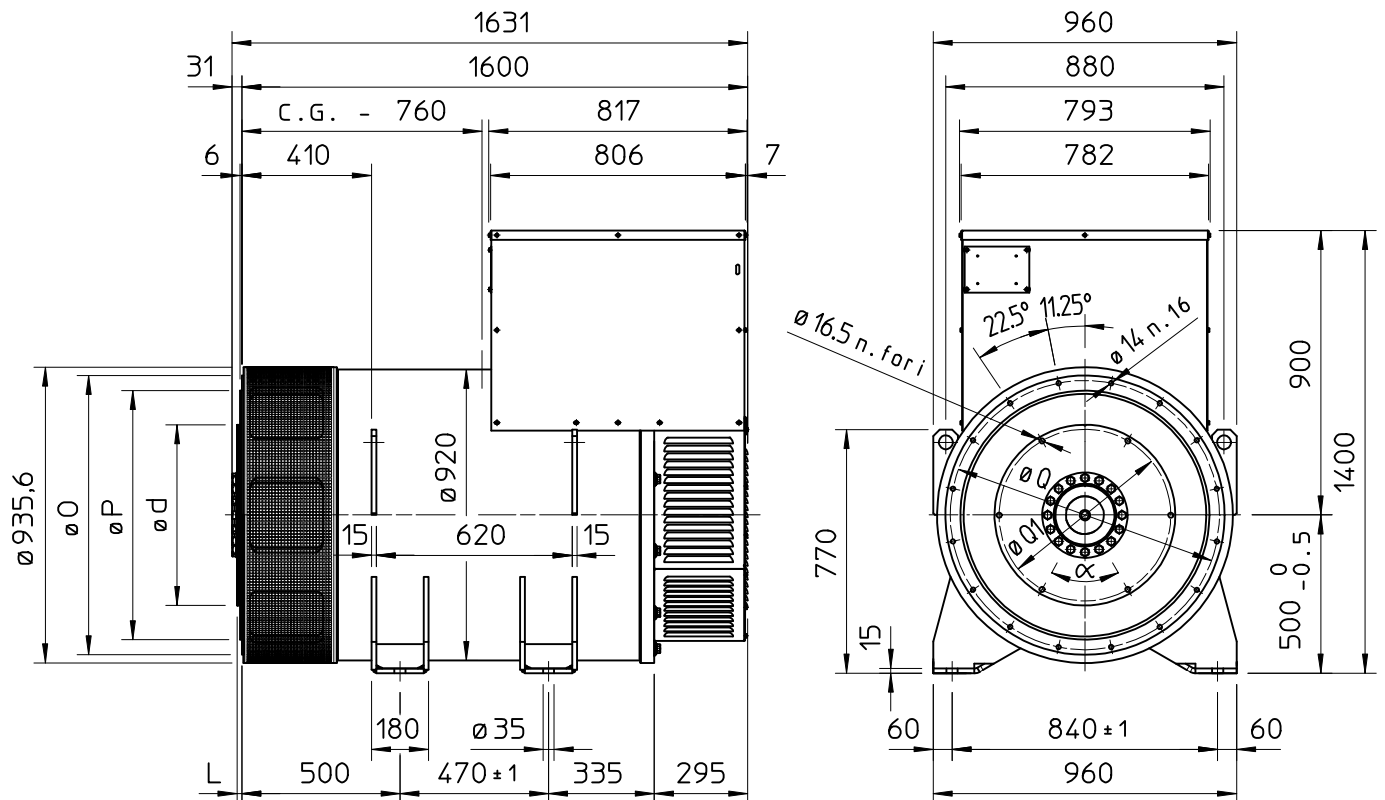
SINGLE BEARING MOMENTS OF INERTIA



| COMPONENT | WEIGHT kg | J kgm ² |
|--------------|-----------|--------------------|
| 1 FAN | 45 | 3.45 |
| 2 MAIN ROTOR | 845 | 41.83 |
| 3 EX. ROTOR | 60 | 0.85 |
| 4 SHAFT | 232 | 0.82 |
| TOTAL | 1182 | 46.95 |

| COMPONENT | SAE N° | A | A | WEIGHT kg | J kgm ² |
|------------------------------|--------|-----|------|-----------|--------------------|
| 5 SHAFTS COUPLING FLEX PLATE | 18 | 7.3 | 63.2 | 86 | 1.958 |
| | 21 | 23 | 54 | 99 | 3.484 |

SINGLE BEARING DIMENSIONS



| SAE N. | FLANGE | | |
|--------|--------|-------|-------|
| | 0 | P | Q |
| 00 | 883 | 787,4 | 850,9 |
| 0 | 711 | 647,7 | 679,5 |

| SAE N. | DISC COUPLING | | | | |
|--------|---------------|------|--------|--------|-----|
| | d | L | Q1 | N.FORI | α |
| 18 | 571,5 | 15,7 | 542,92 | 6 | 60° |
| 21 | 673,1 | 0 | 641,35 | 12 | 30° |

C.G. = GRAVITY CENTER